

Job Aid: Healix Travel Oracle

Healix Travel Oracle

Healix Travel Oracle is a service offered to all UMD business travelers. This new service enables travelers to receive email messages and alerts from the Healix system regarding:

- Pre-trip travel health, safety, and security information
- Real-time location-based incident alerts

By downloading the mobile app, travelers can receive instant alerts on their devices and have access to important travel information at their fingertips.

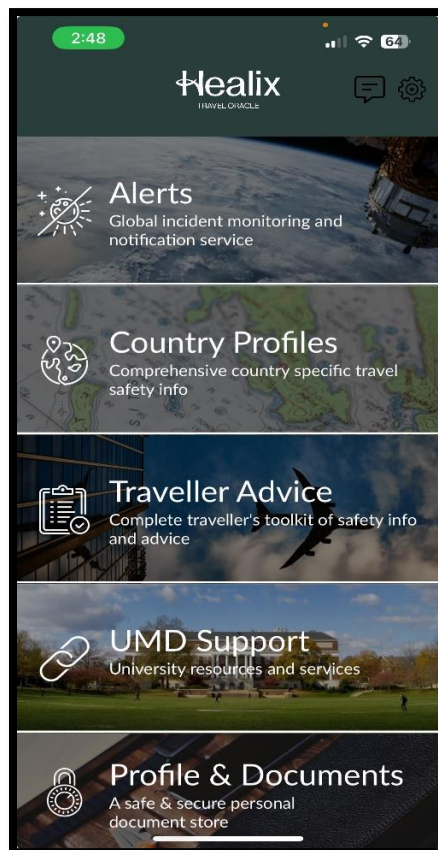
This service offering will help keep our UMD community safe, informed, and better connected to the university while traveling.

Accessing and Registering for Healix Travel Oracle

1. Accessing Healix Travel Oracle-using a cell phone or a mobile device, go to the Apple or Google Play store and search for "travel oracle." Once found, download the app to your mobile device.
2. Registering for a New Account-when you first open Healix Travel Oracle users are be required to register. Enter your name, email address, home country, cell phone number, and policy number UMD234262. You must use this policy number to register.

Healix Travel Oracle Use

The Healix Travel Oracle app has 5 tabs on the home page: Alerts, Country Profiles, Traveller Advice, UMD Support, and Profile & Documents. The home page looks like:

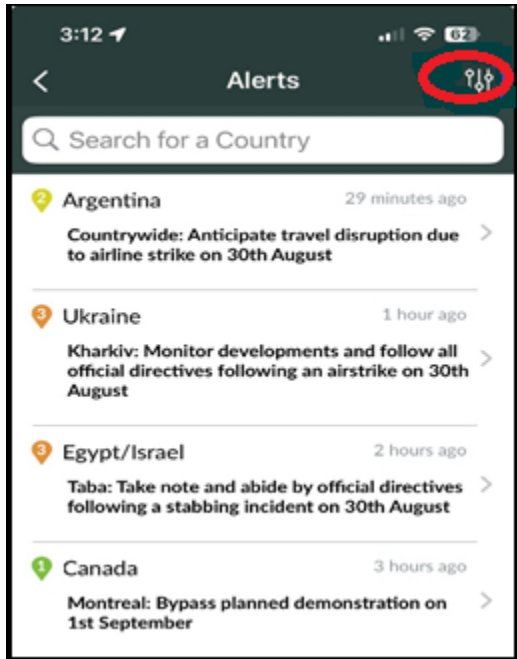


Alerts Tab

The Alerts tab provides access to 3 sections: Alerts, Watchlist, and Tagged.

When the Alerts tab is opened a time-stamped listing of 200 countries with the most recent appearing first.

The search function can be used to find a country's alert status or scroll through the listing.



Users may filter by tapping the filter icon in the upper right hand corner. This allows users to see all alerts, unread alerts, or to filter by risk level.

Alerts are color coded by the level of the alert. A green alert of 1 is a low risk, and a red alert of 4 is Extreme.

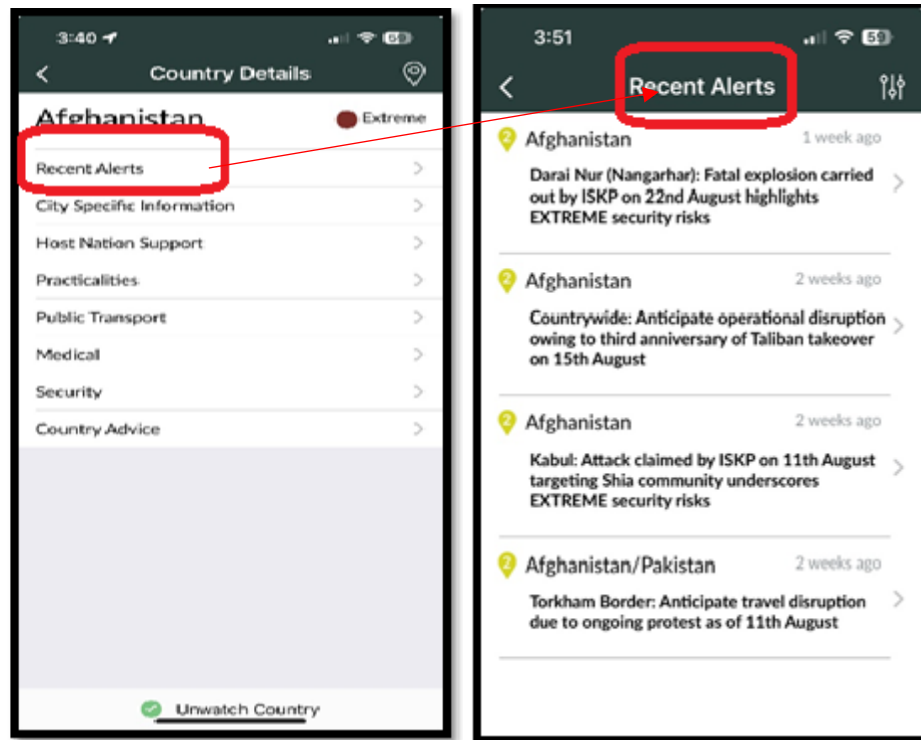
Country Profiles Tab

The Country profiles tab provides access to specific types of information the traveler may need or want in advance of travel or while traveling. The traveler can drill in to see additional information about the country.



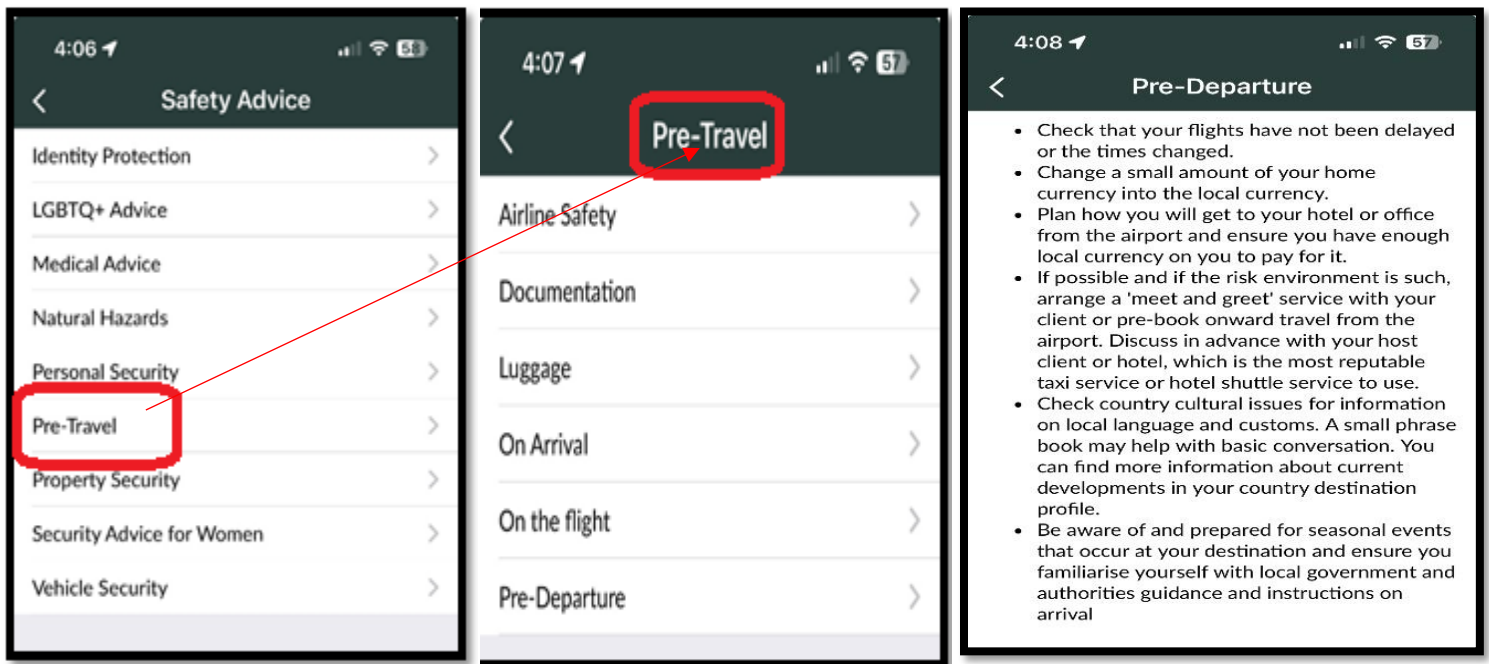
Users may create a “watch” by tapping on a country and then on the watch country button in the lower left hand corner. A Tag Alert can be created by tapping on the Tag Alert button in the lower right hand corner.

Watchlists and Tagged countries can be accessed from the Alerts tab.



Traveler Advice Tab

The Traveler Advice section has helpful tips and advice that can be useful for pre-trip planning and helpful while traveling.



UMD Support Tab



The UMD Support tab has local emergency and non-emergency assistance contacts available to UMD employees.

TRAVEL SERVICES phone line: 8:00am-5:00pm US Eastern Time

Travel and Card Services: concur-helpdesk@umd.edu

Profile and Documents Tab

The Profile and documents tab has 3 sections: Profile, Documents, and Medical. Each of these sections is designed to assist the traveler in maintaining access to critical travel documents and information.

